

## OM-19 / OM-192S

Analog signal conditioner

**$\pm 10$  V / 0-10 V / 4-20 mA**

- The OM-19 is able to run up to 4 strain gauge load cells (350 Ohm)
- 4 or 6 wire load cell
- Voltage output ( $\pm 10$  Vdc or 0-10 Vdc) and current output (4-20 mA)
- Shunt calibration signal
- 2 set points on relays optional OM-192S



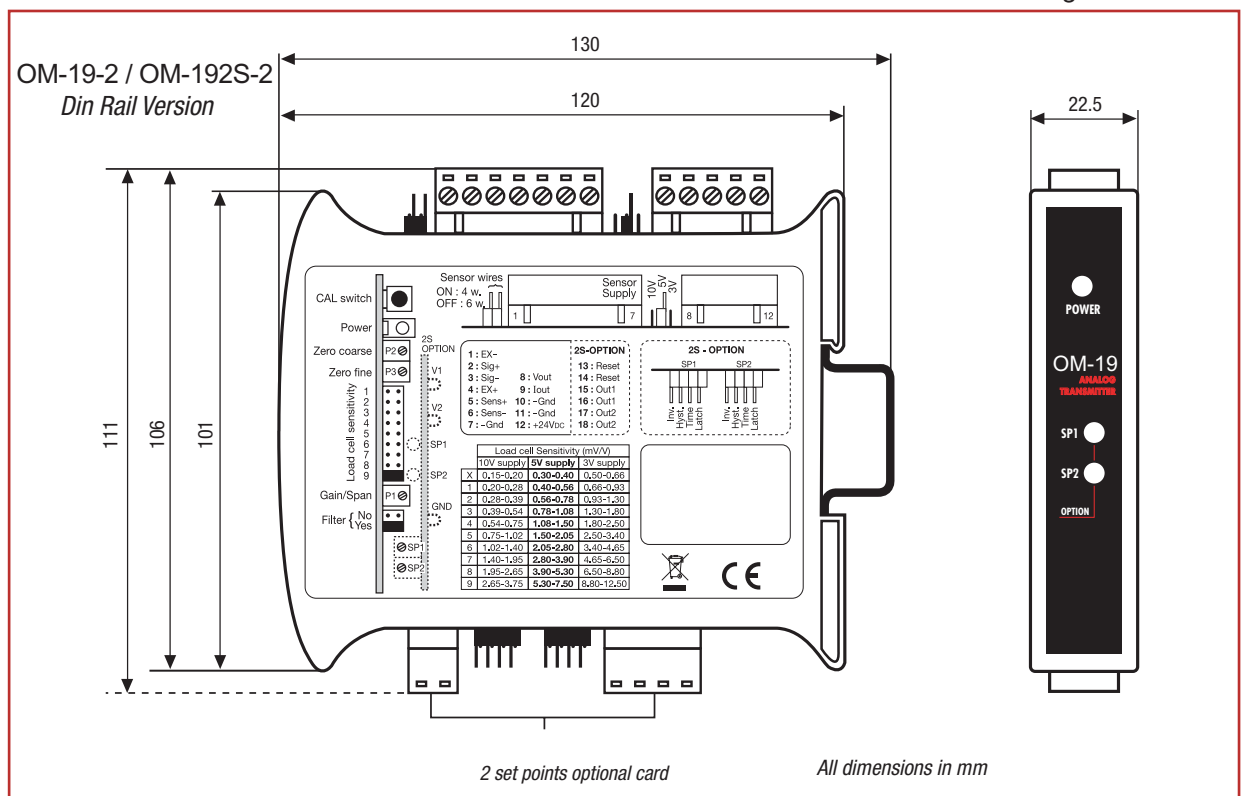
OM-19-2 / DIN Rail Version



OM-19-1 / Board Version



OM-19-3 / Housing Version

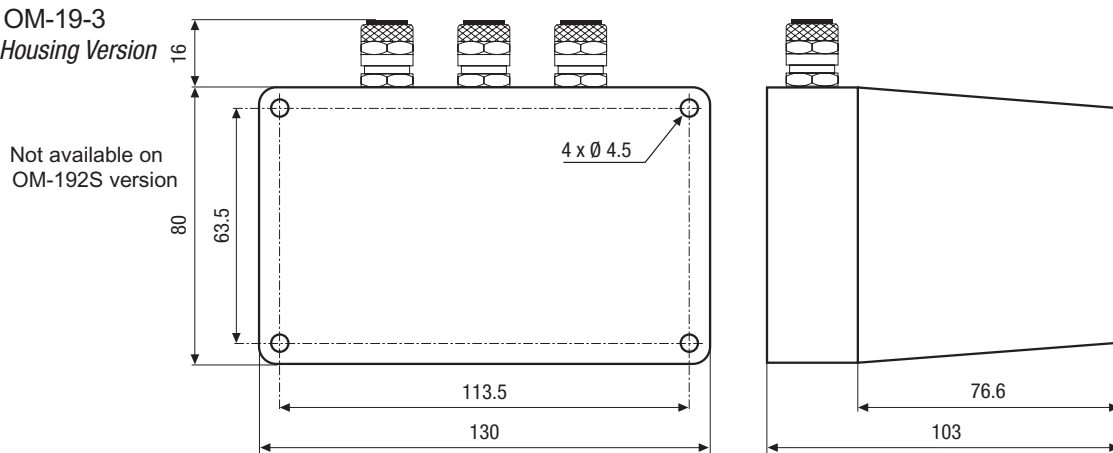


Load Cell Central follows a policy of continuous improvement and reserves the right to change specifications without notice. © 2015

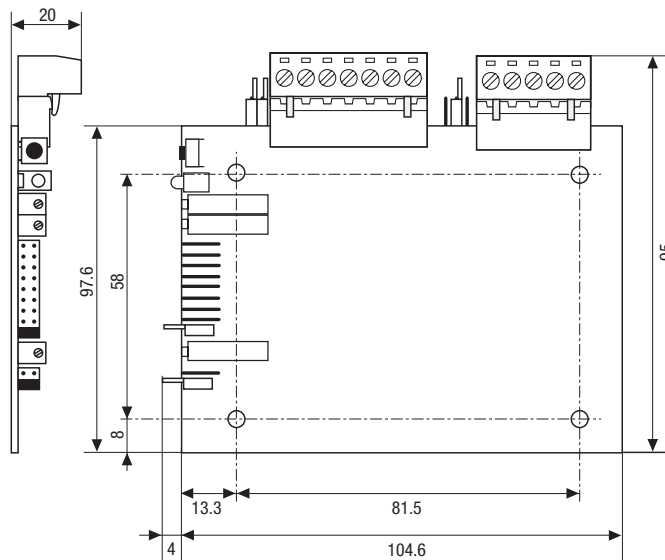
# OM-19 / OM-192S

Analog signal conditioner

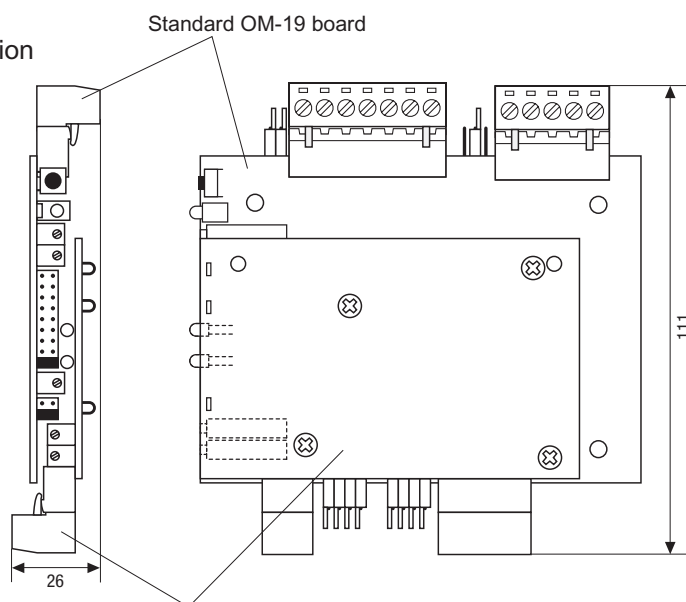
OM-19-3  
Housing Version



OM-19-1 board version



OM-192S-1 board version

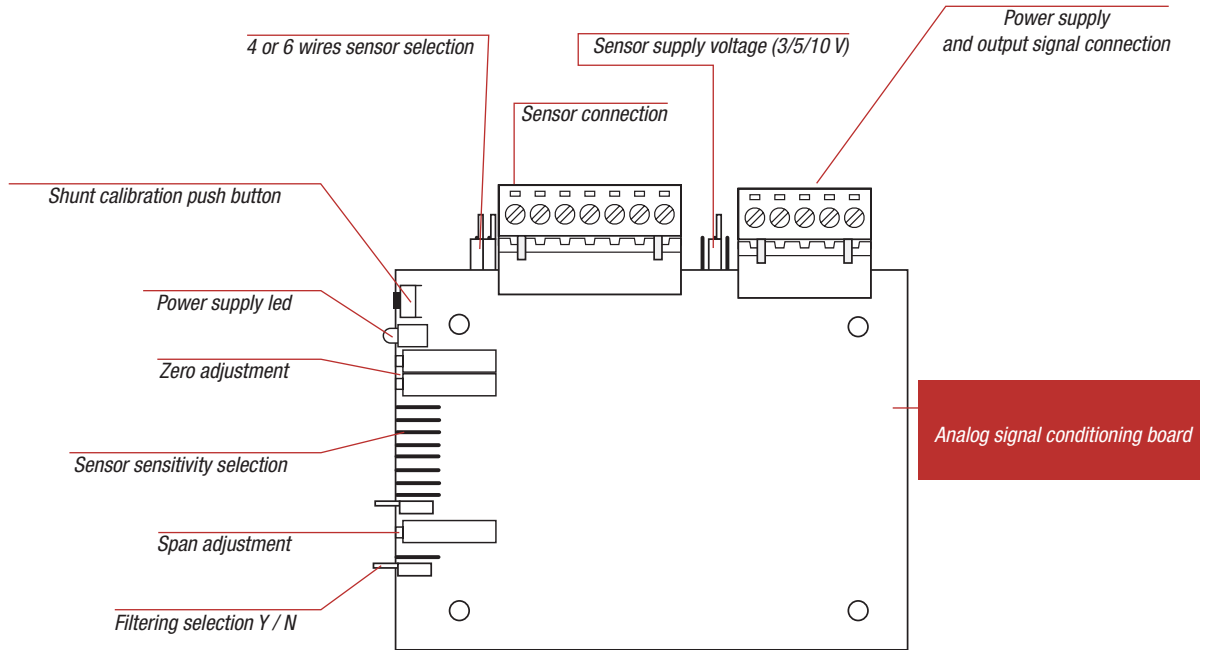


All dimensions in mm

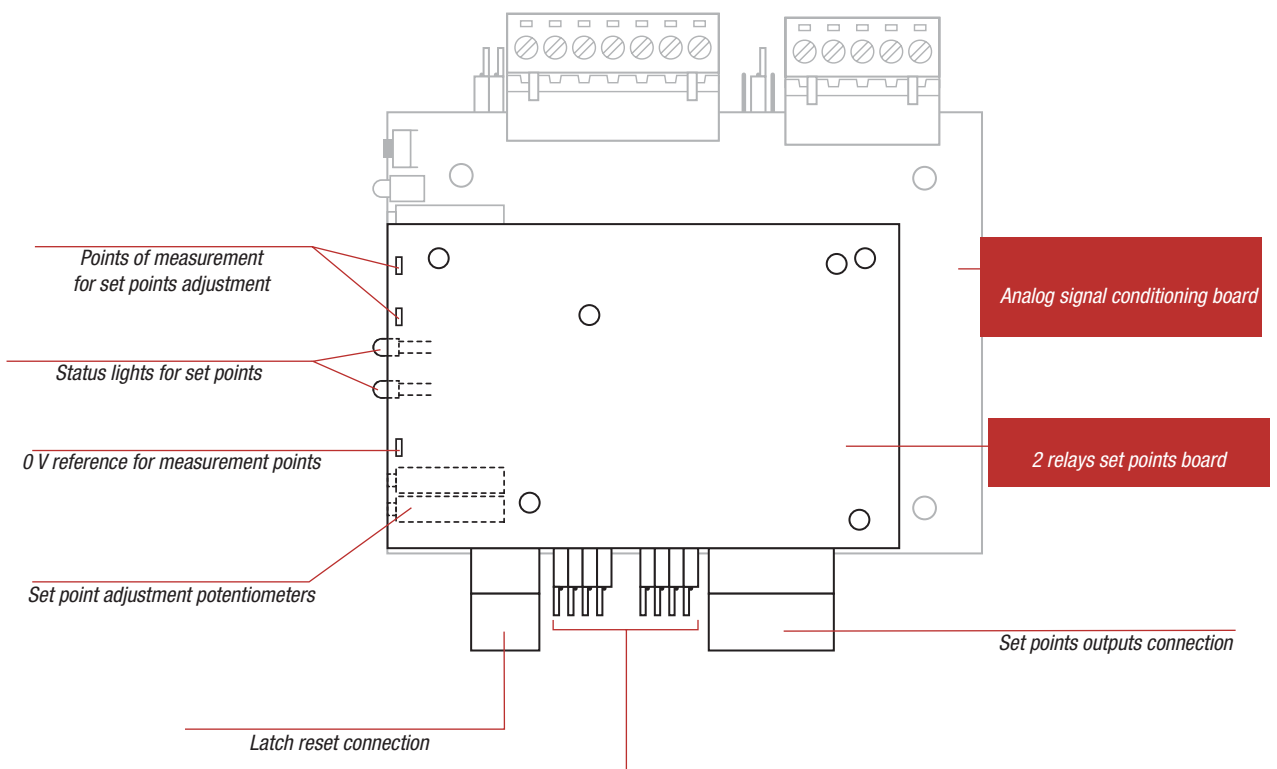
# OM-19 / OM-192S

Analog signal conditioner

## OM-19 wiring and setting



## OM-192S wiring and setting



### Set points setting:

- Relay Normally Open / Close
- Hysteresis 0.2 / 1.1 %
- Relay Holding time 5 / 600 ms
- Latch fonction Y / N

## OM-19 / OM-192S

Analog signal conditioner

### OM-19 Specifications

Power supply	24 ±4	Vdc
Accuracy class	0.05	%
Temperature effect on zero	≤0.035	%FS.*°C
Temperature effect on span	≤0.02	%/°C
Operating temperature range	0...+70	°C
Load cell input voltage (engaged with jumper)	3, 5, 10	Vdc
Min. load cell impedance: excit. 3/5 V	80	Ω
excit. 10 V	160	Ω
Span adjustment	0.15...12	mV/V
Max supply current OM-19 / OM-192S	120 / 170	mA
Voltage output	±10, 0-10	V
Current output	4-20	mA
Load impedance for voltage output	≥ 2000	Ω
Load impedance for current output	≤ 500	Ω
Capacitive load on the output	≤ 1	nF
Filtering (engaged with jumper) low pass (-3dB)	10	Hz
Bandwidth	≤ 20	KHz

### OM-19 - OM-192S Set points specifications

#### GENERAL

Number of set points	2
Adjustment	2 potentiometers
Selectable functioning direction	yes
Hysteresis	1.1 / 0.2 % F.S.*
Holding time	5 / 600 ms
Latch function	yes
Response time	7 ms

#### RELAY

Technology	Photorelays
On-state current max. at 40°C	0.4 A
Off-state voltage	55 V
On-state resistance	2 Ω
Isolation voltage	2 500 Vrms

\* F.S. : Full scale

### Options

Input for potentiometer	
Customized filtering	0.5...450 Hz

Power supply 12 Vdc\*\*

\*\* Output voltage limited to ±5, 0-5 V

Load Cell Central follows a policy of continuous improvement and reserves the right to change specifications without notice. © 2015

**Load Cell Central**  
28175 Route 220  
Milan, PA 18831

Web: [www.800loadcel.com](http://www.800loadcel.com)  
Email: [sales@800loadcel.com](mailto:sales@800loadcel.com)

**Toll Free: 1-800-562-3235**  
Ph: 1-570-731-7048  
Fax: 1-570-731-7054